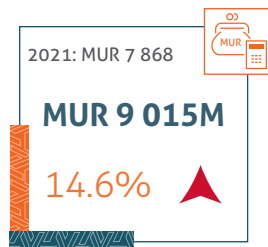
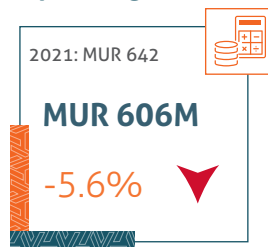


HIGHLIGHTS 2021/2022

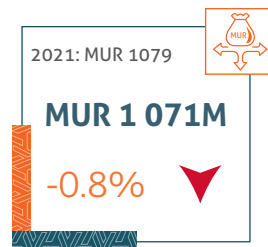
Turnover



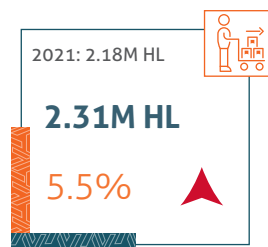
Operating Profit



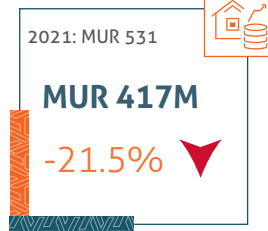
EBITDA



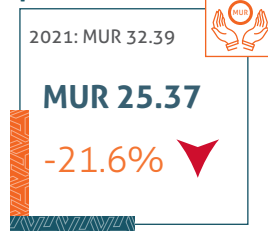
Sales Volume



Net Profit After Tax




Earning per Share



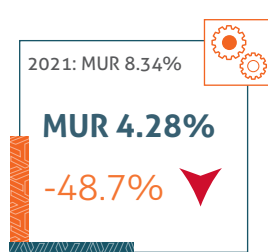
Shareholders' Fund



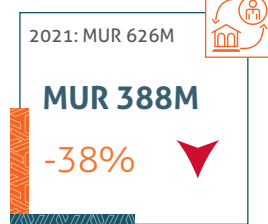
Total Assets



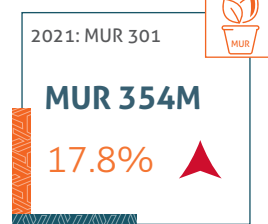
Gearing



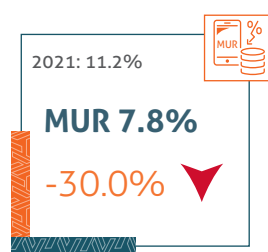
Free Cash Flow



Capital Investment



ROE



Dividends per Share




Share Price at 30 June



Market Capitalisation at 30 June



Total Shareholder Return



PHOENIXBEV IN CONTEXT

